



STANDARD FEATURES

● DURABLE STAINLESS STEEL

Our reach-ins boast a sturdy stainless steel exterior and interior finish and galvanized back panel providing strength and durability.

● ERGONOMICALLY DESIGNED DOORS WITH LOCKS

Standard solid and glass doors come with easy grip handles and self closing/90° stay open door feature, working together for customer convenience.

● MAGNETIC DOOR GASKET

Built of one piece, the gasket is removable without tools for ease of cleaning and replacement. Door's in step design gives added protection to the gasket.

● DIGITAL CONTROLLER

This temperature control system on refrigerators and freezers allows customers to keep the utmost food quality for a longer period of time.

● HIGH DENSITY POLYURETHANE INSULATION

2-3/8 inches CFC-free polyurethane insulation foamed in place for extra strength and energy efficiency, while being environmentally friendly with zero ozone depletion potential (ODP) and zero global warming potential (GWP).

● EFFICIENT REFRIGERATION SYSTEM

Factory engineered oversized and balanced refrigeration system. CFC-free R-134A Refrigerators maintain temperature from 33° to 38°F and R-404A Freezers maintain temperature at -10°F, for single door, double door -8°F.

● BOTTOM MOUNT COMPRESSOR

Allows easier access with service friendly rails while adding more storage space above. This system provides a cool and clean operating environment enhancing the compressor life.

● ALL BASIC PAN SIZES ACCEPTED, including 18" x 26".

● DUAL PANE GLASS DOORS

"G" model units come with dual pane glass doors with aluminium frames and LED interior lights for better operation and efficiency.

● INCANDESCENT LIGHT & SWIVEL CASTERS

Solid door units come with interior incandescent and all units have 4" diameter swivel casters, front two with brakes.

OPTIONS & ACCESSORIES

Additional epoxy coated shelves / 2.5" Casters /
6" Adjustable stainless steel legs / Factory reverse door hinging /
220V-50 cycles- 1 phase

Reach-ins | REFRIGERATORS & FREEZERS

■ ARR-23

■ ARR-49

■ ARR-23 1G

■ ARF-23

■ ARF-49

■ ARR-49 2G




ARR-49 2G



ARR-23 1G



ARR-(F)23



ARR-(F)-49




ISO 9001

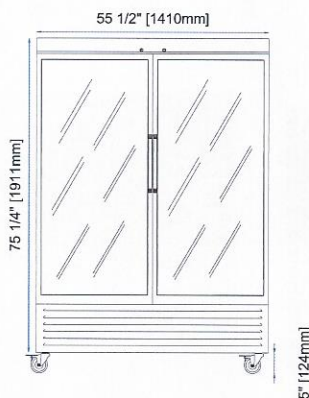
MODEL	DOORS	CAPACITY (Cu.Ft)	SHLVs.	AMPS	HP	VOLTAGE	NEMA PLUG	CORD LENGHT	CABINET DIMENSIONS			SHIPPING	
									L	D *	H **	WT.	CUBES
REFRIGERATOR													
ARR-23	1	23	3	5.6	1/4	115/60/1	5-15P	8'	27-1/2"	31"	75-1/4"	295	51
ARR-49	2	49	6	6.9	1/3	115/60/1	5-15P	8'	55-1/2"	31"	75-1/4"	475	95
ARR-23 1G	1	23	3	6.0	1/4	115/60/1	5-15P	8'	27-1/2"	31"	75-1/4"	315	51
ARR-49 2G	2	49	6	7.3	1/3	115/60/1	5-15P	8'	55-1/2"	31"	75-1/4"	505	95
FREEZER													
ARF-23	1	23	3	8.5	3/4	115/60/1	5-15P	8'	27-1/2"	31"	75-1/4"	295	51
ARF-49	2	49	6	12.9	1	115/60/1	5-15P	8'	55-1/2"	31"	75-1/4"	475	95

*Depth does not include 15/8 per door handle. **Height does not include 5" overall for casters

ARR-49 Front




ARR-49 2G Front



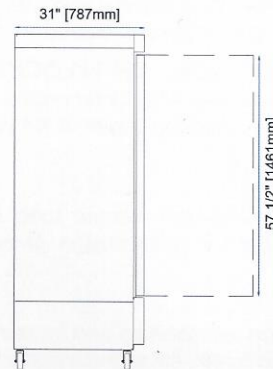
ARR-23 Front



ARR-23 1G Front



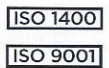
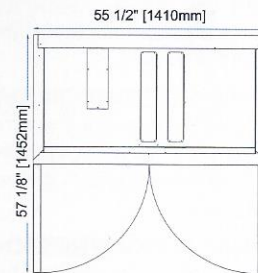
ARR Common View



ARR-23 Top



ARR-49 Top



* Specifications

CABINET CONSTRUCTION

- EXTERIOR: Stainless steel, galvanized steel back.
- INTERIOR: Stainless steel.
- CABINET & DOOR : entire foamed-in-place high-density, CFC-free, polyurethane insulation. Coved corner floor to meet NSF requirements.
- CASTERS: 4" Diameter swivel casters, front two with brakers.
- SHELVES: 3 Adjustable heavy duty epoxy coated wire shelves per door.

DOORS

- Solid doors have stainless steel front and interior. "G" glass door models are dual pane with aluminium frame.
- GASKETS: One piece construction magnetic gasket, removable without tools for easy cleaning.
- CLOSING SYSTEM: Self-closing doors with 90° stay open feature for convenient loading and unloading.

REFRIGERATION SYSTEM

- Oversized and balanced refrigeration system.
- R-134A holding temperature at 33°F to 38°F Refrigerators.
- R-404A holding temperature at -10°F Freezers for single doors and -8°F on double doors.
- Self-contained capillary tube system using environmentally friendly refrigerant (CFC free).

- Bottom mount compressor with service friendly rail system.
- Evaporator coil is mounted in the rear of the unit with full accessibility from the back.
- Large fan motor and fan blades for better air circulation.
- Self contained system, no plumbing necessary.

ELECTRICAL

- The whole unit is completely pre-wired at factory with cord and plug set included and ready for final connection to a 115/60/1 phase.
- 220V/50 Hz/ 1 Ph available from factory.

WARRANTY

Continental USA & Canada:

- **One year** labor and parts warranty.
- **Five year** compressor warranty.
- **International:** one year parts only.