

AEHP HOTPLATES




Quality ★ Performance ★ Service

Available with 2, 4 or 6 burners to fit every operation, the Asber AEHP Restaurant Series are built for durability and engineered with safety in mind.

In addition to its all-stainless steel interior and exterior construction, the AEHP series has a powerfull capacity of 30,000 BTU per open top burner. With modular customization in mind the hotplates feature a sleek modern design, form and function fit for the most demanding kitchens at an affordable price.



AEHP-6-36



STANDARD FEATURES

- All non-ferrous stainless steel construction: interior, exterior, front, sides, landing ledge and valve controls.
- Heavy gauge welded front frame.
- Adjustable steel feet.
- Heavy duty 12"x 12" cast iron top grates, removable for easy cleaning, industry standard size.
- Heat is radiated upguard.
- Compact design for counter top use.
- One stainless steel non-clog standing pilot for each burner for instant ignition.
- Pilot shield protects pilot from spills and grease.
- Lift-off top piece cast iron burners rated at 30,000 BTU/Hr. each one.
- Sanitary, fully ergonomic edges.
- Full width removable stainless steel bottom tray for easy cleaning.

OPTIONS & ACCESSORIES

- Stainless steel base with adjustable feet.
- Specify gas and elevation if over 2,000ft. (610m.).

WARRANTY

Continental USA & Canada:

- One year: Labor and parts warranty.
- International: One year parts only.


INSTALLATION REQUIREMENTS

- GAS PRESSURE:** 5.0" W.C. for natural gas or 10.0" W.C. for propane gas. A pressure regulator sized for this unit is included, to be installed at time of connection.
- GAS CONNECTION:** Gas line must be 3/4" or larger, same if flexible connectors are used.
- VENTILATION:** An adequate ventilation system is required for commercial cooking equipment. Request more info @ National-Fire Protection Association, www.NFPA.org

- CLEARANCE:** 6" rear & sides for combustible.
0" rear & sides for non-combustible.

NOTE:

Due to continued development to ensure best possible performance, these specifications are subject to change without prior notice.



TECHNICAL SPECIFICATIONS

MODEL	N BURNERS	BTU/ BURNER	TOTAL BTU	DIMENSIONS WIDTH -DEPTH -HEIGHT			SHIPPING WEIGHT
AEHP-2-12	2	30,000	60,000	12 " (305 mm)	32" (813 mm)	11 7/8" (302 mm)	84 lbs.
AEHP-4-24	4	30,000	120,000	24 " (610 mm)	32" (813 mm)	11 7/8" (302 mm)	132 lbs.
AEHP-6-36	6	30,000	180,000	36 " (915 mm)	32" (813 mm)	11 7/8" (302 mm)	187 lbs.